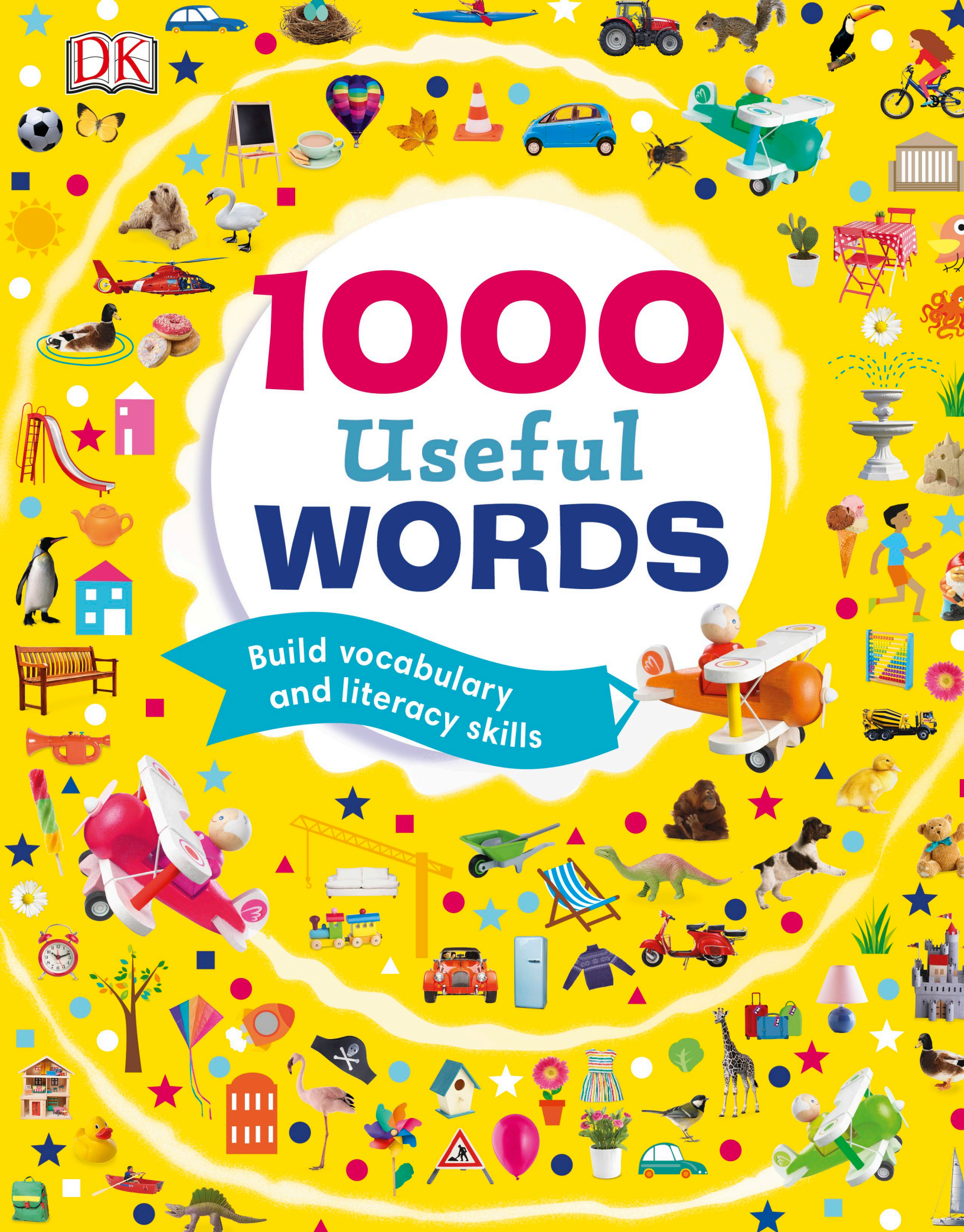




1000 Useful WORDS

Build vocabulary
and literacy skills





Penguin
Random
House

Written by Dawn Sirett

Illustrated by Rachael Hare, Louise Dick, Karen Hood,
Kitty Glavin, Victoria Palastanga, Kate Bull, Anna Kluska

Educational Consultant Penny Coltman

US Senior Editor Shannon Beatty

Designed by Rachael Hare, Louise Dick, Karen Hood,
Charlotte Bull, Polly Appleton, Victoria Palastanga, Claire Patane

Additional Editorial Work Sally Beets

Additional Design Work Jaileen Kaur,
Rajesh Singh Adhikari, Rajdeep Singh

Managing Editor Penny Smith

Managing Art Editor Mabel Chan

Producer, Pre-production Nadine King

Producer Inderjit Bhullar

First American Edition, 2018

Published in the United States by DK Publishing
345 Hudson Street, New York, New York 10014

Copyright © 2018 Dorling Kindersley Limited
DK, a Division of Penguin Random House LLC
18 19 20 21 22 10 9 8 7 6 5 4 3 2 1
001-308474-Sep/2018

All rights reserved.

Without limiting the rights under the copyright reserved above, no part of this publication may be reproduced, stored in or introduced into a retrieval system, or transmitted, in any form, or by any means (electronic, mechanical, photocopying, recording, or otherwise), without the prior written permission of the copyright owner.

Published in Great Britain by Dorling Kindersley Limited

A catalog record for this book
is available from the Library of Congress.
ISBN 978-1-4654-7084-3


DK books are available at special discounts when purchased in bulk for sales promotions, premiums, fund-raising, or educational use.

For details, contact: DK Publishing Special Markets,
345 Hudson Street, New York, New York 10014
SpecialSales@dk.com

Printed and bound in China

A WORLD OF IDEAS:
SEE ALL THERE IS TO KNOW

www.dk.com



1000 Useful WORDS





Some useful words for parents

This book can be used with children who have not yet learned to read and with beginner readers. Each picture-packed page is fun to read together, and a great way to help children's language and literacy skills.

Picture-and-word pages

Most of this book is made up of picture-and-word pages filled with nouns, plus some verbs and adjectives. These pages help broaden your child's vocabulary and knowledge.

Story pages

There are also five simple stories to read that introduce more useful words, put words into context, and help sentence writing and story writing skills.

How to help your child get the most out of this book

All the pages in this book offer lots of opportunities for talking and learning. Enjoy exploring and talking about them together. Point out things your child likes. For instance, you could say, "Look, there's a tiger! Can you roar like a tiger?" or "Which fruit do you like?"

Go at your child's pace. Let her take the lead and turn the pages. Stop if she is tired, and return to the book another time.

For children who are not yet reading

Point to the pictures as you read the words and sentences to help them identify things, and to show how the pictures and words are connected.

For children who are beginning to read

As they read, or as you read together, point to the words, or encourage them to point, to help their letter and word recognition.

Following the stories

Pre-readers and beginner readers can follow the stories by running a finger along the dotted lines. This helps their fine motor skills, too.

"Can you find?" games and simple questions

There are "Can you find?" games and simple questions on the picture-and-word pages that encourage learning. Your child may need help with these, or he may like you to join in and answer with him.

Most importantly, follow your child's interests, talk about things you know he enjoys, give lots of praise as he answers the questions, and have fun!

A note about high-frequency words

High-frequency words, or sight words, are words that occur most often in books and other writing. Many are not nouns, verbs, or adjectives, but they are useful words such as “the,” “and,” “it,” “I,” and so on.

When children begin to read at school, they learn high-frequency words because these words will help them make sense of a sentence. Since quite a few can’t be sounded out, children practice learning them by sight.

This book contains some high-frequency words, particularly in the question text and story pages. A list of Fry’s first 100 high-frequency words is below. The 100 words are in frequency order.

the	or	will	number
of	one	up	no
and	had	other	way
a	by	about	could
to	words	out	people
in	but	many	my
is	not	then	than
you	what	them	first
that	all	these	water
it	were	so	been
he	we	some	called
was	when	her	who
for	your	would	am
on	can	make	its
are	said	like	now
as	there	him	find
with	use	into	long
his	an	time	down
they	each	has	day
I	which	look	did
at	she	two	get
be	do	more	come
this	how	write	made
have	their	go	may
from	if	see	part

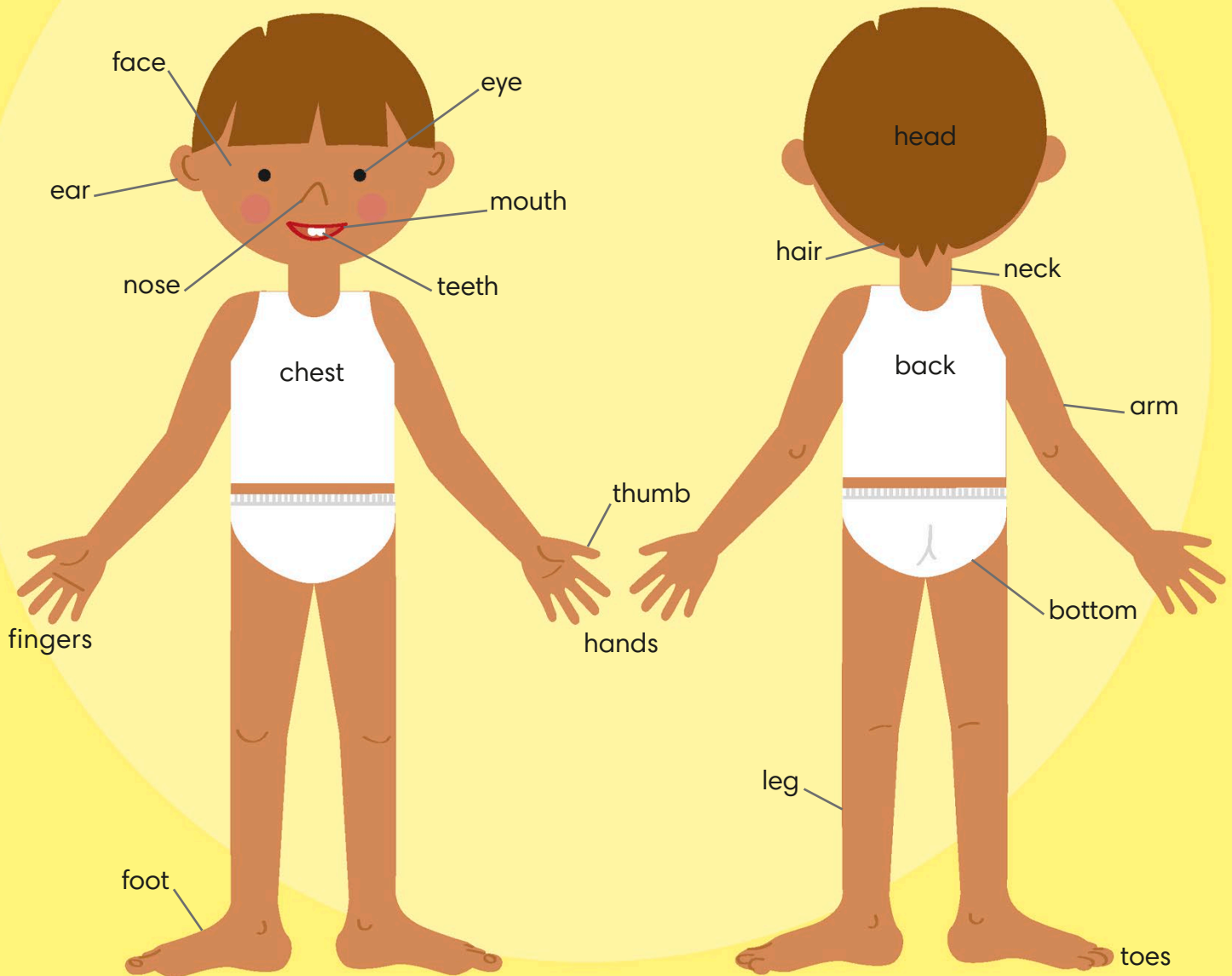
Contents

Me and my body	8
My family and friends	10
Things to wear	12
Food and drink	14
<i>Story: All in a day</i>	16
Around the house	18
Toys and playtime	20
In the kitchen	22
Favorite pets	24
<i>Story: Tink’s story</i>	25
In the yard	26
Describing people	28
In the country	30
In the city	32
<i>Story: Let’s play school</i>	34
Around the farm	36
Animals in the wild	38
River, lake, and sea animals	40
Full speed ahead!	42
<i>Story: Where will we go?</i>	44
Noisy words! Noisy animal words!	46
What people do	48
All sorts of places	50
Colors, shapes, and numbers	52
Time, seasons, and weather	54
Story time	56
<i>Story: Let’s make up a story</i>	58
Wonderful words!	60
Acknowledgments	61

Me and my body

What color are your **eyes**?

Is your **hair** long or short?



Taking care of myself



hairbrush



soap



shampoo



sunblock



toothbrush



tissues
(for blowing
my nose!)

Things I do

I can...



sit



stand



walk



talk



listen



laugh



jump



dance



roll



stretch



balance



bend



stomp



clap



wave

My senses




touching



seeing



hearing



tasting




smelling

My family and friends

There are all kinds
of **families**...



I love my family.



I take care of
my little brother.

Parents

Grandparents

granny
grandmother
gran
nanny
nana
nan



grandma

mommy
mother
mama
ma



mom

pa
daddy
father
papa
pop



dad

Cousins




sister
child



brother
baby

Siblings

Who is the **oldest** person in your family?



I love my friends.



Who is the **youngest**?

Things to wear



T-shirt



tank top



socks



tights



underpants



jeans



skirt



shorts



sweater



sun hat



watch



slippers



boots



gloves



woolen hat



scarf



sneakers



shoes



woolen hat



Look at all the things **hanging** on the **clotheslines**. Choose something to wear on a **cold** day and...



scarf



snowflake



button

jacket

fleece

umbrella

dress

pants

pajama top

swimming shorts

goggles

pajama bottoms

swimsuit

bag

necklace

purse

baseball cap

bicycle helmet

belt

buckle

backpack

zipper

dress-up clothes

sandals

hair bow

barrette

sunglasses

sun

something to wear
on a **hot** day.